

DBNA 'Events' survey results

Q1

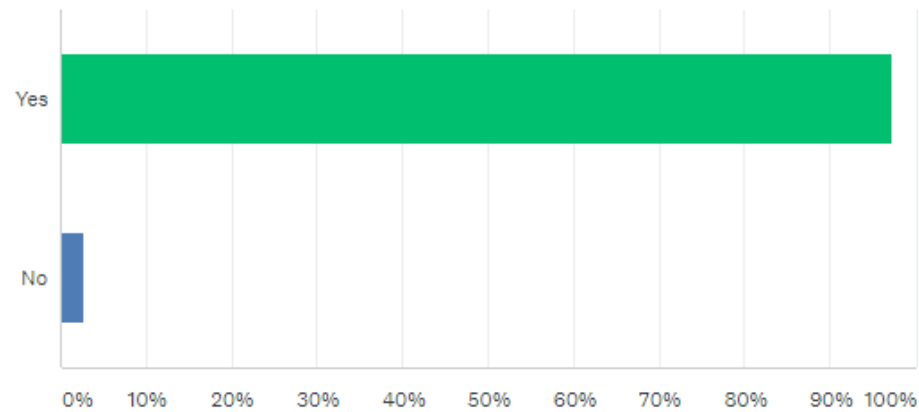


Customize

Save as ▾

Do you live in Departure Bay?

Answered: 74 Skipped: 2



ANSWER CHOICES ▾	RESPONSES ▾
▾ Yes	97.30% 72
▾ No	2.70% 2
TOTAL	74

Q2

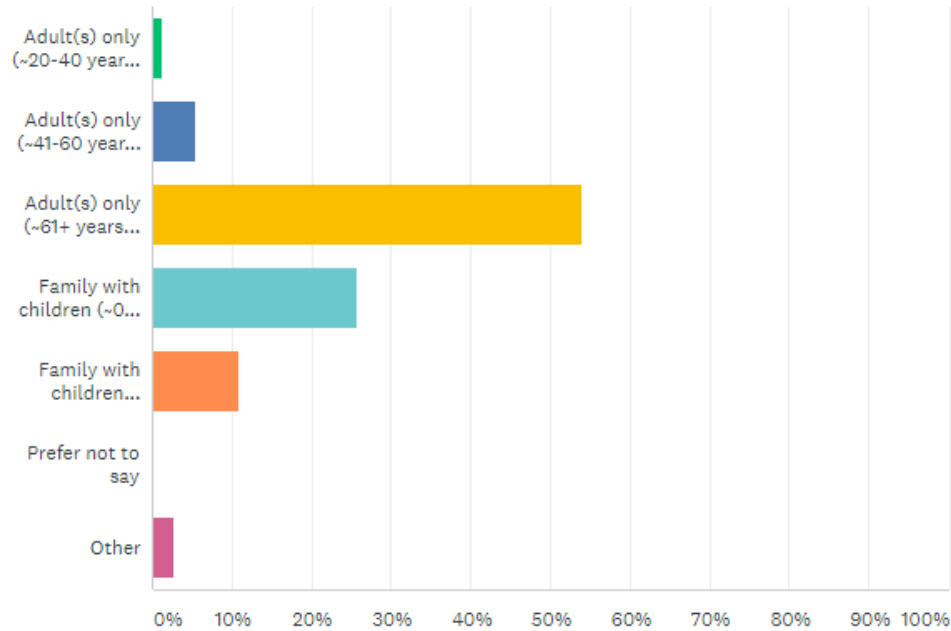


Customize

Save as ▾

How would you describe your household?

Answered: 74 Skipped: 2



ANSWER CHOICES	RESPONSES
▼ Adult(s) only (~20-40 years old)	1.35% 1
▼ Adult(s) only (~41-60 years old)	5.41% 4
▼ Adult(s) only (~61+ years old)	54.05% 40
▼ Family with children (~0-10 years old)	25.68% 19
▼ Family with children (~11-18 years old)	10.81% 8
▼ Prefer not to say	0.00% 0
▼ Other	2.70% 2
TOTAL	74

Q3

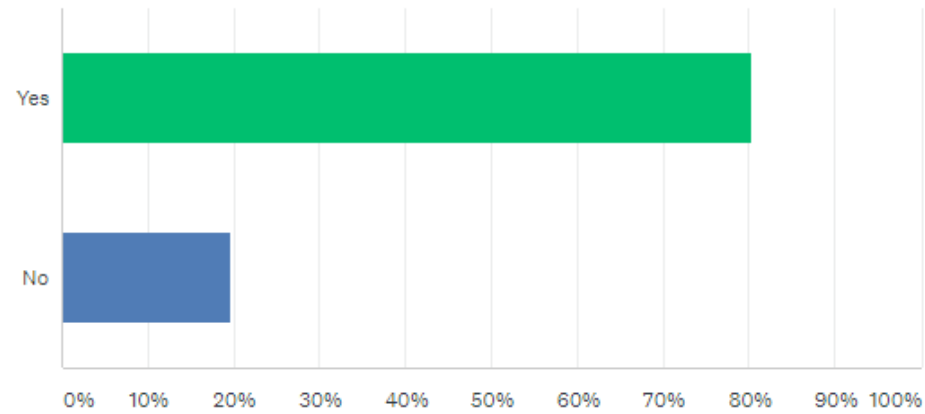


Customize

Save as ▾

Do you participate in community events?

Answered: 76 Skipped: 0



ANSWER CHOICES ▾	RESPONSES ▾	
▾ Yes	80.26%	61
▾ No	19.74%	15
TOTAL		76

Q4

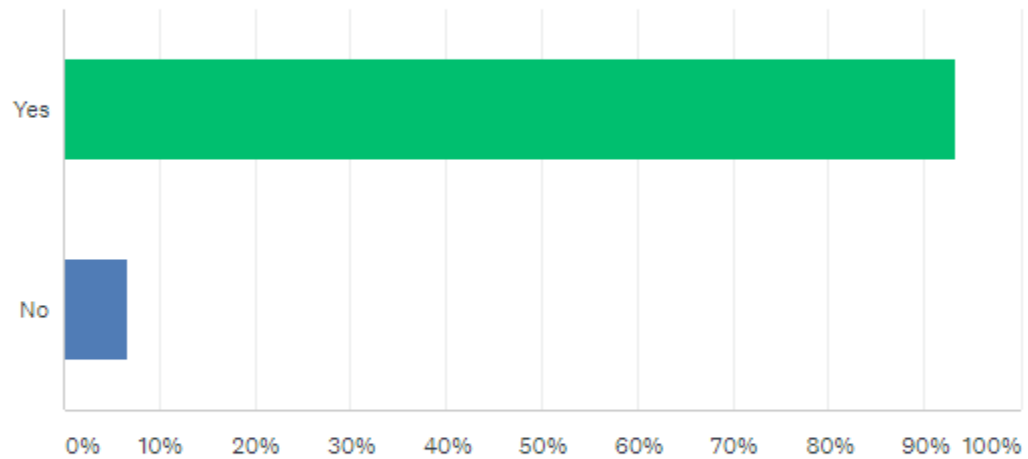


Customize

Save as ▾

Would you like to see more events in Departure Bay?

Answered: 74 Skipped: 2



ANSWER CHOICES ▾

RESPONSES ▾

▾ Yes

93.24%

69

▾ No

6.76%

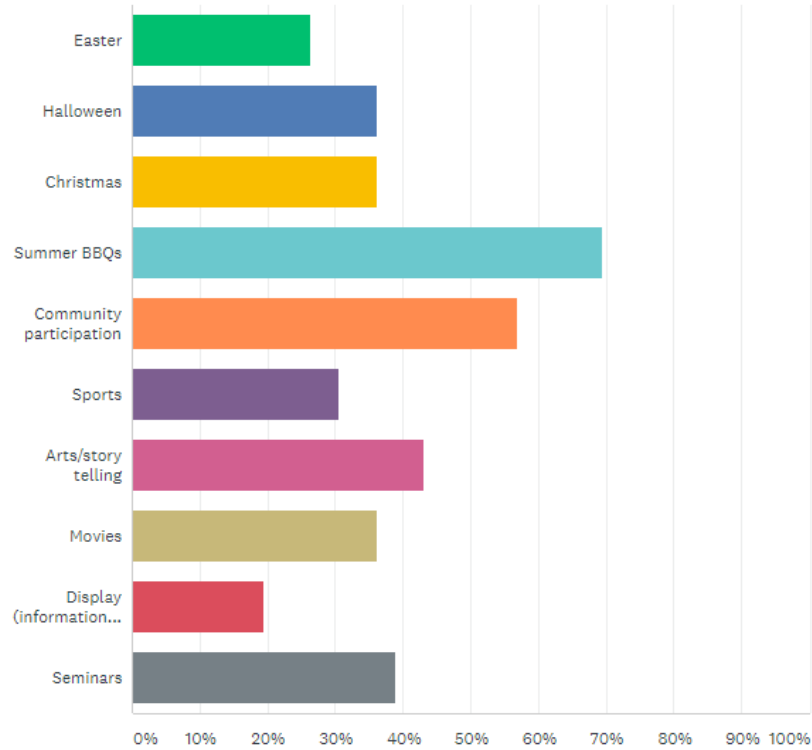
5

TOTAL

74

Q5: What kind of events would you like to see?

Answered: 72 Skipped: 4



ANSWER CHOICES	RESPONSES
▼ Easter	26.39% 19
▼ Halloween	36.11% 26
▼ Christmas	36.11% 26
▼ Summer BBQs	69.44% 50
▼ Community participation	56.94% 41
▼ Sports	30.56% 22
▼ Arts/story telling	43.06% 31
▼ Movies	36.11% 26
▼ Display (information booths from companies)	19.44% 14
▼ Seminars	38.89% 28

Q7

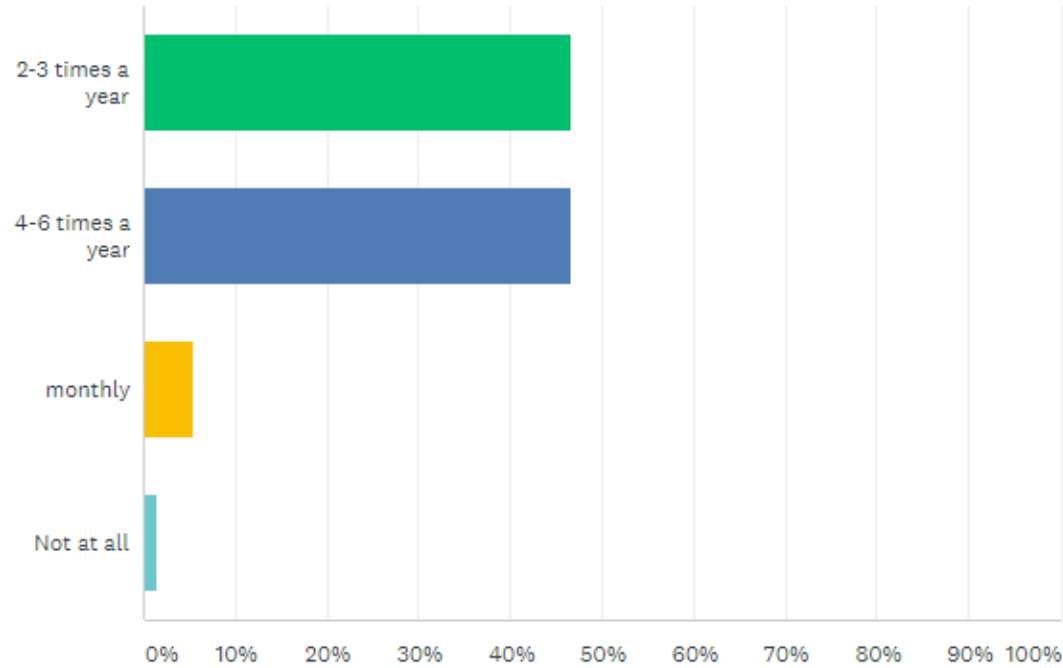


Customize

Save as ▾

How often would you like to see DBNA events offered?

Answered: 73 Skipped: 3



ANSWER CHOICES	RESPONSES
▼ 2-3 times a year	46.58% 34
▼ 4-6 times a year	46.58% 34
▼ monthly	5.48% 4
▼ Not at all	1.37% 1
TOTAL	73

Q8

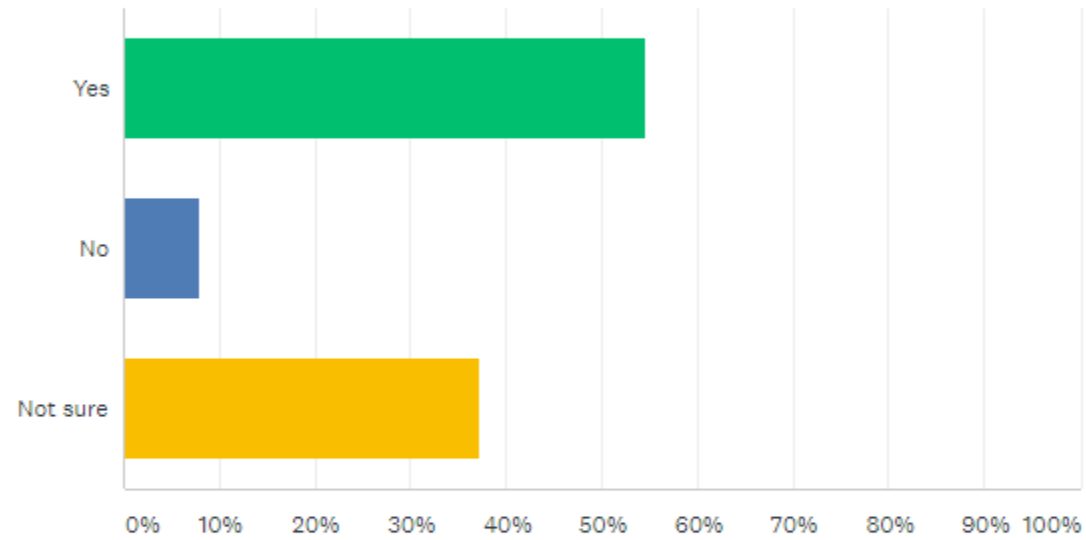


Customize

Save as ▾

Are you interested in helping out at one or more events?

Answered: 75 Skipped: 1



ANSWER CHOICES ▾	RESPONSES ▾
▾ Yes	54.67% 41
▾ No	8.00% 6
▾ Not sure	37.33% 28
TOTAL	75