

# DBNA 'City Matters' Survey Results

Q1

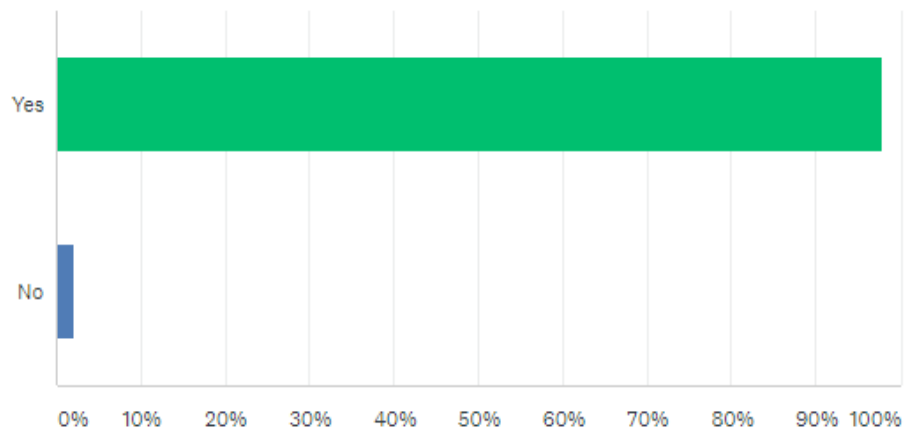


Customize

Save as ▾

## Do you live in Departure Bay?

Answered: 99 Skipped: 1



ANSWER CHOICES ▾

RESPONSES ▾

▾ Yes

97.98%

97

▾ No

2.02%

2

TOTAL

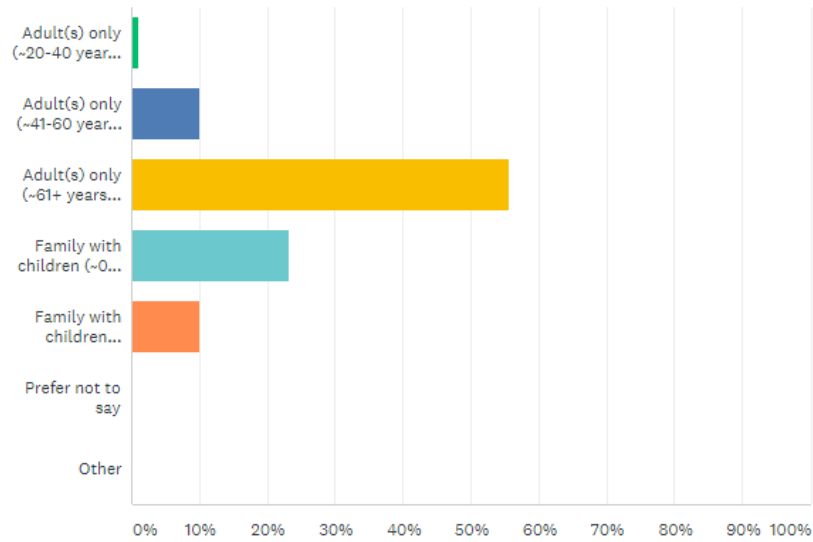
99

Q2

Customize Save as

### How would you describe your household?

Answered: 99 Skipped: 1



ANSWER CHOICES	RESPONSES
Adult(s) only (~20-40 years old)	1.01% 1
Adult(s) only (~41-60 years old)	10.10% 10
Adult(s) only (~61+ years old)	55.56% 55
Family with children (-0-10 years old)	23.23% 23
Family with children (-11-18 years old)	10.10% 10
Prefer not to say	0.00% 0
Other	0.00% 0
<b>TOTAL</b>	<b>99</b>

Q3



Customize

Save as

## What are the most important issues to your household regarding Departure Bay?

Answered: 100 Skipped: 0

	NOT IMPORTANT	SOMEWHAT IMPORTANT	NOT IMPORTANT OR UNIMPORTANT	FAIRLY IMPORTANT	VERY IMPORTANT	N/A	TOTAL	WEIGHTED AVERAGE
Healthy environment (ecological)	0.00% 0	4.00% 4	0.00% 0	26.00% 26	70.00% 70	0.00% 0	100	4.62
Traffic safety	0.00% 0	2.08% 2	4.17% 4	20.83% 20	72.92% 70	0.00% 0	96	4.65
Adequate parking	7.22% 7	12.37% 12	21.65% 21	36.08% 35	21.65% 21	1.03% 1	97	3.53
Transit (buses)	1.04% 1	14.58% 14	21.88% 21	43.75% 42	17.71% 17	1.04% 1	96	3.63
Cycling safety	1.02% 1	11.22% 11	9.18% 9	34.69% 34	39.80% 39	4.08% 4	98	4.05
Development - Commercial	7.45% 7	7.45% 7	9.57% 9	47.87% 45	26.60% 25	1.06% 1	94	3.80
Development - Residential	9.18% 9	9.18% 9	21.43% 21	34.69% 34	24.49% 24	1.02% 1	98	3.57
Community engagement with the City	0.00% 0	5.00% 5	4.00% 4	40.00% 40	49.00% 49	2.00% 2	100	4.36
Community togetherness through events	1.01% 1	6.06% 6	11.11% 11	56.57% 56	24.24% 24	1.01% 1	99	3.98
Accessibility (wheelchairs etc)	3.06% 3	10.20% 10	16.33% 16	41.84% 41	21.43% 21	7.14% 7	98	3.74
Recreation (sports)	3.06% 3	9.18% 9	12.24% 12	48.98% 48	24.49% 24	2.04% 2	98	3.84
Criminal activity	0.00% 0	8.25% 8	6.19% 6	18.56% 18	65.98% 64	1.03% 1	97	4.44
Litter	1.02% 1	3.06% 3	3.06% 3	34.69% 34	57.14% 56	1.02% 1	98	4.45

Q4

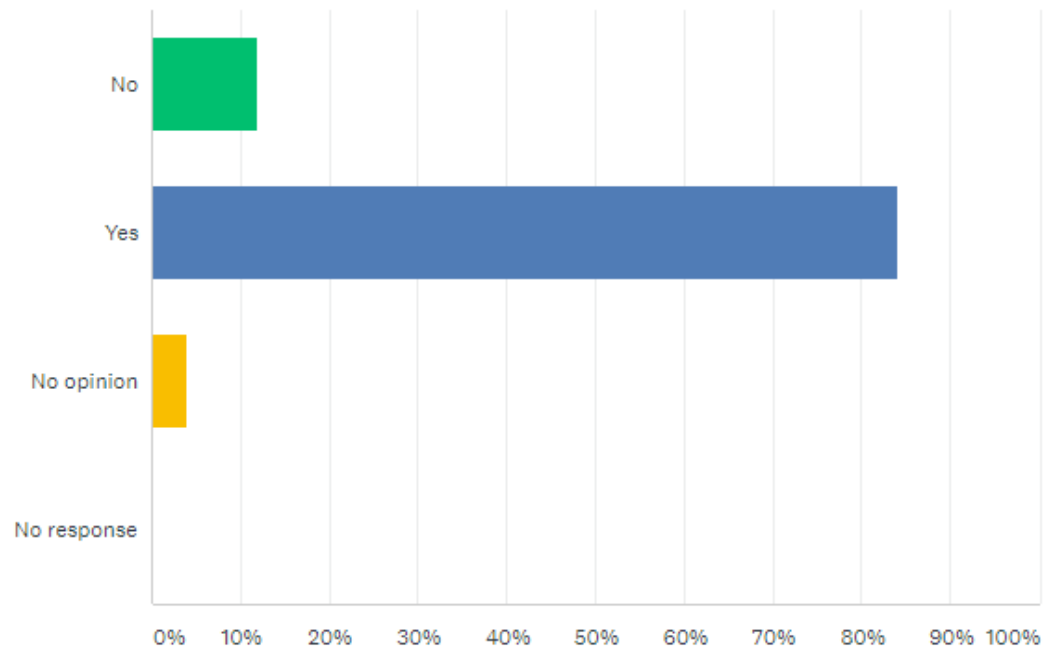


Customize

Save as ▾

# Is the walkway between BC ferries and Departure Bay an important issue for you?

Answered: 100 Skipped: 0



ANSWER CHOICES ▾	RESPONSES ▾
▾ No	12.00% 12
▾ Yes	84.00% 84
▾ No opinion	4.00% 4
▾ No response	0.00% 0
<b>TOTAL</b>	<b>100</b>

Q5

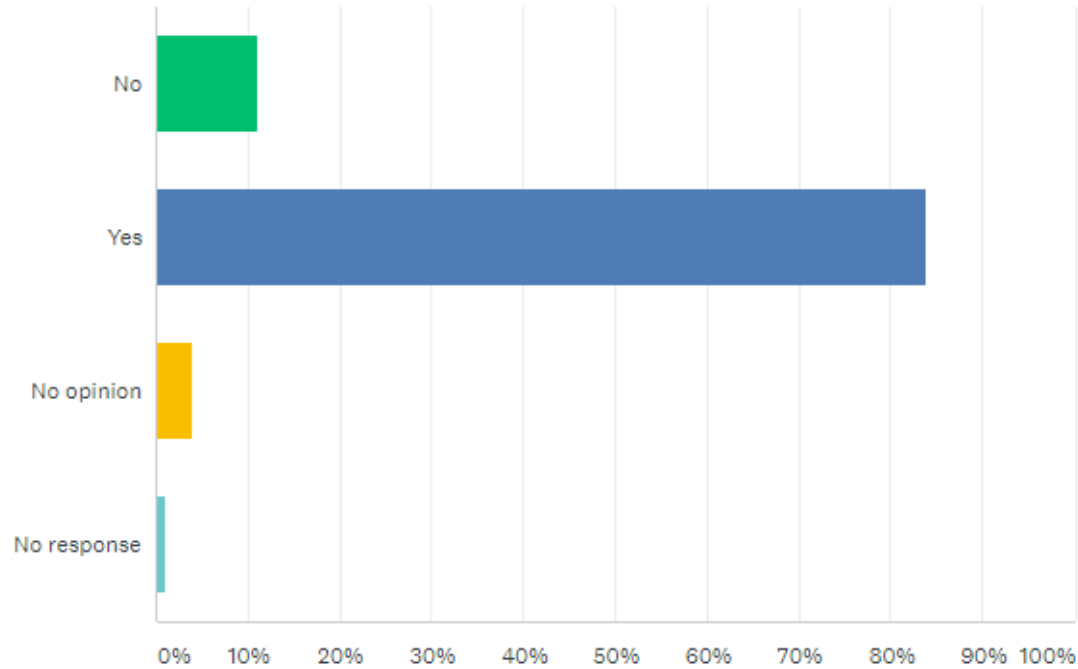


Customize

Save as ▾

## Are you currently in favour of the project?

Answered: 99 Skipped: 1



ANSWER CHOICES ▾	RESPONSES ▾
▾ No	11.11% 11
▾ Yes	83.84% 83
▾ No opinion	4.04% 4
▾ No response	1.01% 1
<b>TOTAL</b>	<b>99</b>

Q6

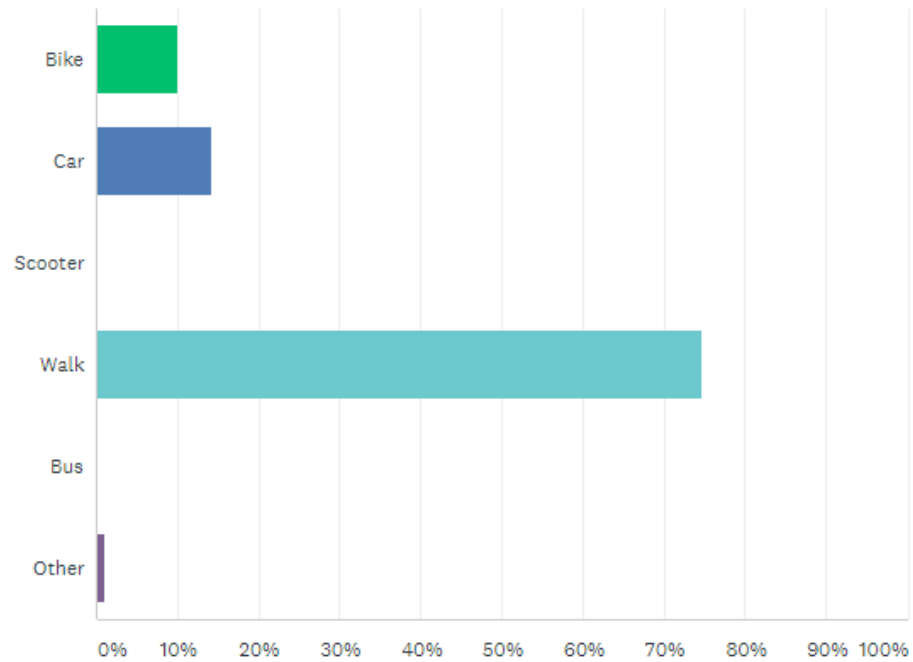


Customize

Save as ▾

## How would you best prefer to move around Departure Bay?

Answered: 99 Skipped: 1



ANSWER CHOICES	RESPONSES	
▼ Bike	10.10%	10
▼ Car	14.14%	14
▼ Scooter	0.00%	0
▼ Walk	74.75%	74
▼ Bus	0.00%	0
▼ Other	1.01%	1
<b>TOTAL</b>		<b>99</b>

## How often do you use the following areas within Departure Bay?

	NOT AT ALL	A FEW TIMES A YEAR	ONCE A MONTH	ONCE A WEEK	MORE THAN ONCE A WEEK	TOTAL
Beach	2.02% 2	16.16% 16	20.20% 20	23.23% 23	38.38% 38	99
Kin Hut	27.84% 27	68.04% 66	4.12% 4	0.00% 0	0.00% 0	97
Activity Centre	43.43% 43	50.51% 50	3.03% 3	2.02% 2	1.01% 1	99
Dog Park	66.67% 66	14.14% 14	3.03% 3	8.08% 8	8.08% 8	99
Playgrounds	44.44% 44	28.28% 28	10.10% 10	9.09% 9	8.08% 8	99
Water Park	52.53% 52	29.29% 29	5.05% 5	10.10% 10	3.03% 3	99
Tennis court	63.27% 62	20.41% 20	8.16% 8	5.10% 5	3.06% 3	98
Woodstream	14.14% 14	25.25% 25	17.17% 17	15.15% 15	28.28% 28	99
Departure Bay field	52.53% 52	26.26% 26	8.08% 8	5.05% 5	8.08% 8	99

Q8

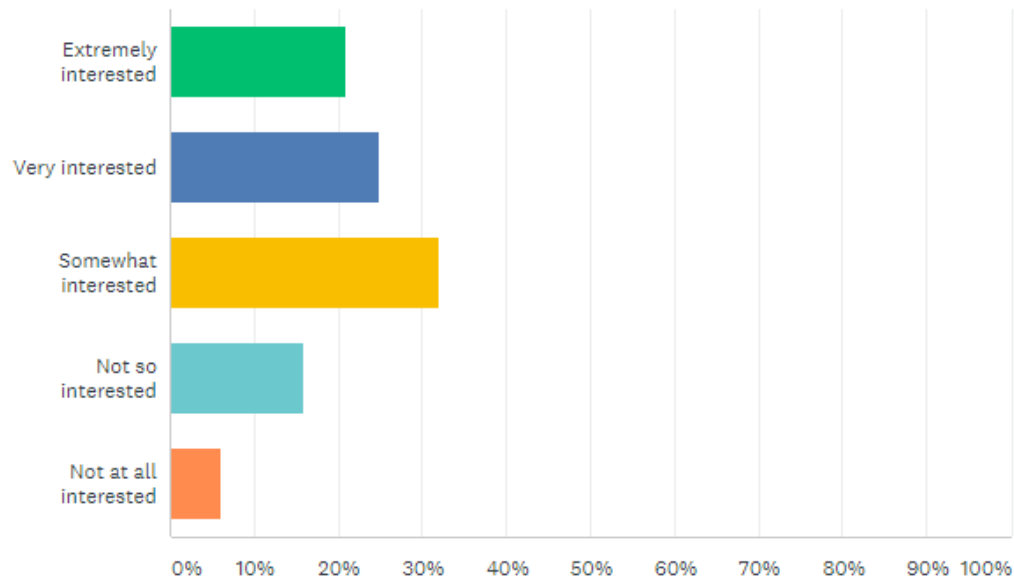


Customize

Save as ▾

The City has occasionally made the suggestion to close the Activity Centre. What is your level of interest to see it remain open?

Answered: 100 Skipped: 0



ANSWER CHOICES	RESPONSES
Extremely interested	21.00% 21
Very interested	25.00% 25
Somewhat interested	32.00% 32
Not so interested	16.00% 16
Not at all interested	6.00% 6
<b>TOTAL</b>	<b>100</b>



Q9

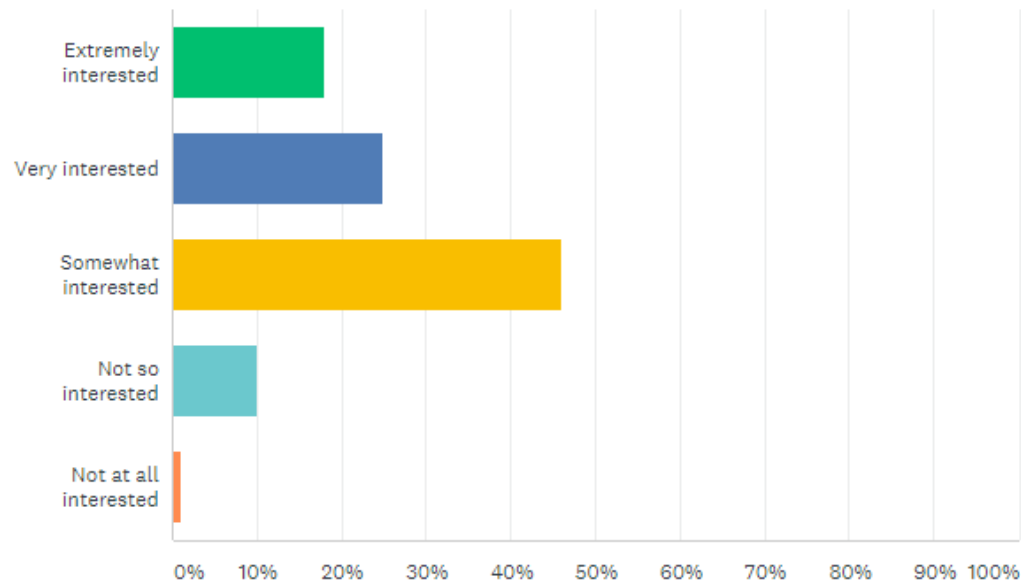


Customize

Save as ▾

If the City offered to have our neighbourhood plan (Departure Bay Neighbourhood Plan) updated, would you be interested in participating? Often, in order to update these plans, neighbourhood effort is required.

Answered: 100 Skipped: 0



ANSWER CHOICES	RESPONSES
Extremely interested	18.00% 18
Very interested	25.00% 25
Somewhat interested	46.00% 46
Not so interested	10.00% 10
Not at all interested	1.00% 1
<b>TOTAL</b>	<b>100</b>